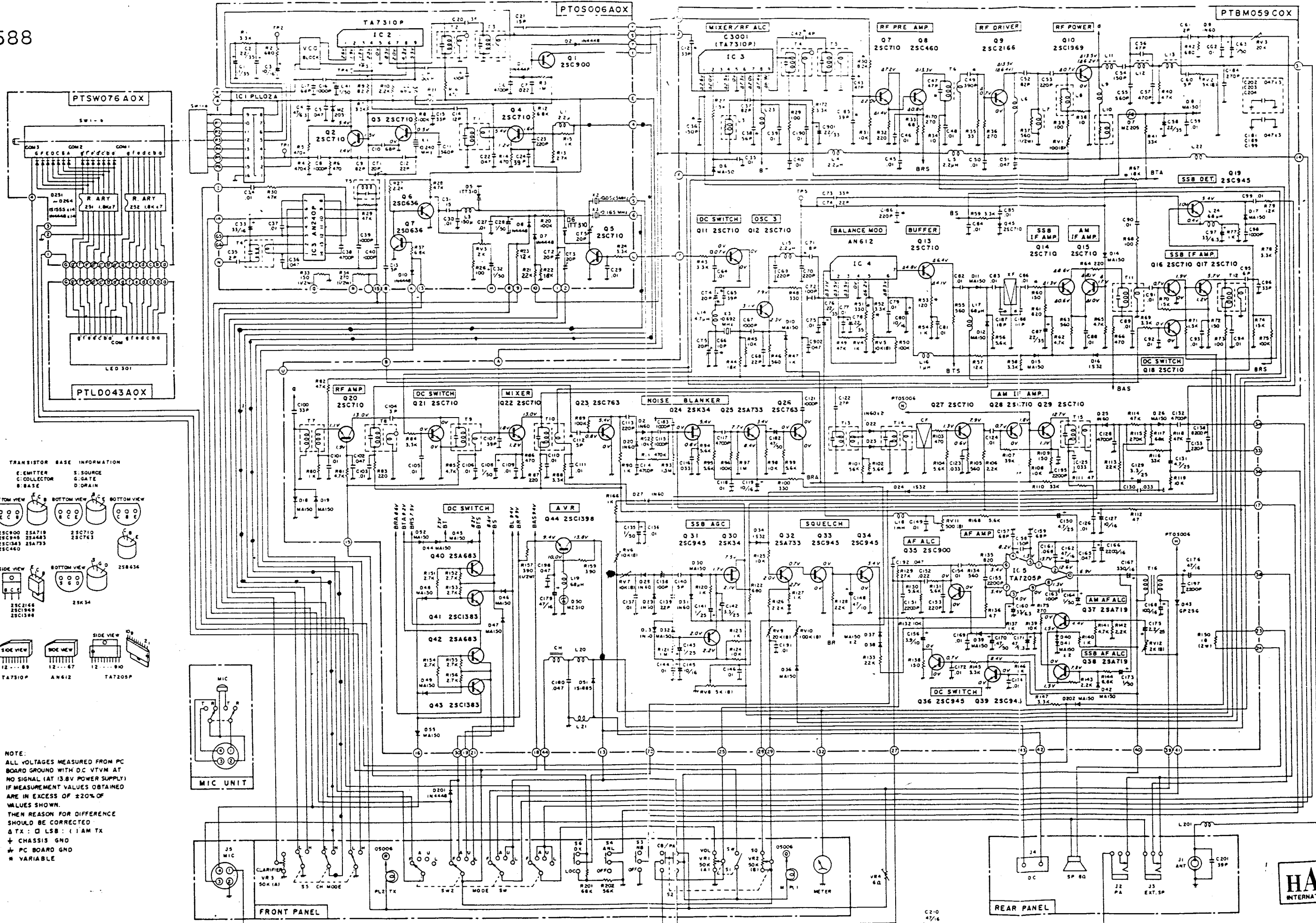



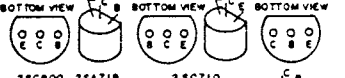
Schematic Diagram

M 588



TRANSISTOR BASE INFORMATION

- E: EMITTER
- C: COLLECTOR
- B: BASE
- S: SOURCE
- G: GATE
- D: DRAIN



NOTE:
 ALL VOLTAGES MEASURED FROM PC BOARD GROUND WITH D.C. VTVM AT NO SIGNAL (AT 13.8V POWER SUPPLY) IF MEASUREMENT VALUES OBTAINED ARE IN EXCESS OF 220% OF VALUES SHOWN, THEN REASON FOR DIFFERENCE SHOULD BE CORRECTED
 † TX : □ LSB : () AM TX
 ‡ CHASSIS GND
 * PC BOARD GND
 * VARIABLE

