



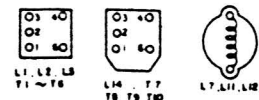


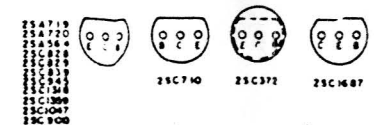
NOTES:

- 1 All resistors 1/2 watt 10% except as noted
- 2 All capacitors in μF except as noted
- 3 Symbols used -
 chassis ground
 p.c. board ground
 shielded component
 variable

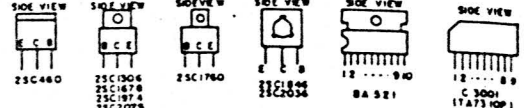
TRANSFORMER TERMINATION INFORMATION (BOTTOM VIEW)



SEMICONDUCTOR TERMINAL



CONNECTION (BOTTOM VIEW UNLESS OTHERWISE NOTED)



E EMITTER
C COLLECTOR
B BASE

Hy-Gain 2702